



# Phonics and Reading Meeting for Parents

Mrs Newman  
September 2024



# What is phonics?

**Children will use their phonic (sounds) knowledge to read and spell words.**

- It helps children to hear, identify and use different phonemes (sounds)
- Children associate the phoneme (sounds) with the graphemes (letters)
- Children learn how to blend the sounds of letters helps them to decode/read words.



# Monster Phonics

Monster phonics is a **multi sensory approach** to learning phonics.

(videos, actions, games, story telling, drawing, writing)

Each set of phonemes (sounds) are colour coded and have a monster attached.



# Phonic sounds and characters.

Yellow I



Miss Oh No




Brown Owl




Black Cats



Angry Red A




Green Froggy




U-Hoo



Cool Blue



Ghosts



Tricky Witch




# Phonics in Reception

- Phase 2 – Begin learning the first sounds (black cat sounds) and some tricky words/high frequency words.
- Phase 3 – Introduces some digraphs (ee,oa,ie) and trigraphs (igh, ear)
- Phase 4 – introduces longer words.



	Term 1	Term 2	Term 3
Week 1	s a t p	oo (u) ow	CCVC CVCC
Week 2	i n		CVC + Phase 3 Graphemes
Week 3	m d g	ee	CVC+ Blending Segmenting
Week 4	o c k ck	ur	
Week 5	e u r	ai	CVC+ Blending Segmenting
Week 6	h b	or	
Week 7	f ff l ll ss	oa	CVC+ Compound Words Blending Segmenting
Week 8	j v w x	er	
Week 9	y z zz qu	lgh	CVC + Compound Words Blending Segmenting
Week 10	ch sh th (v) th ng	air	
Week 11	long oo	oi	CVC+ Phase 3 Graphemes Blending Segmenting
Week 12	ar	ear ure	




# 5 basic skills

- 1) Learn the letter sounds (link sounds to letters)
- 2) Learn how to form the letters
- 3) Blend sounds together to read words
- 4) Segment sounds to write words
- 5) Learn to read and spell Tricky words

# 1) Learning the letter sound



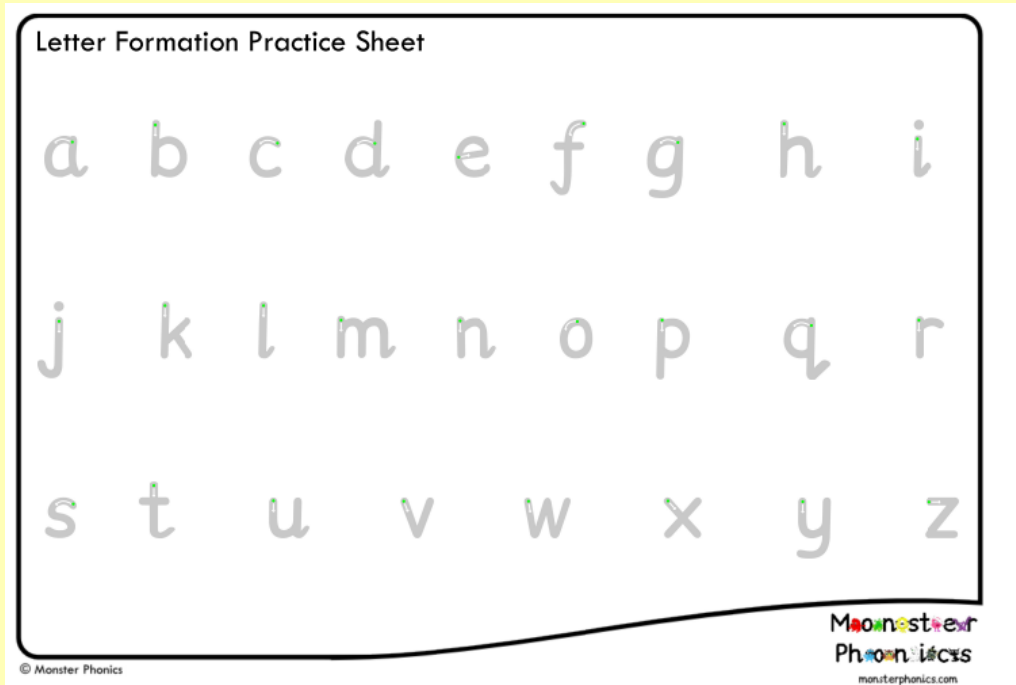


- Songs and actions.
- Sound hunts/jump on the sound/splat the sound.
- Colouring in the letter.
- Finding objects that begin with that sound.



- 2) Learn how to form the letters


# Letter formation










# Home learning will support letter formation.

Name: \_\_\_\_\_





S s



Cross out the pictures that begin with the letter s.



Circle the picture that ends with the letter S



Write the letter s

S S S

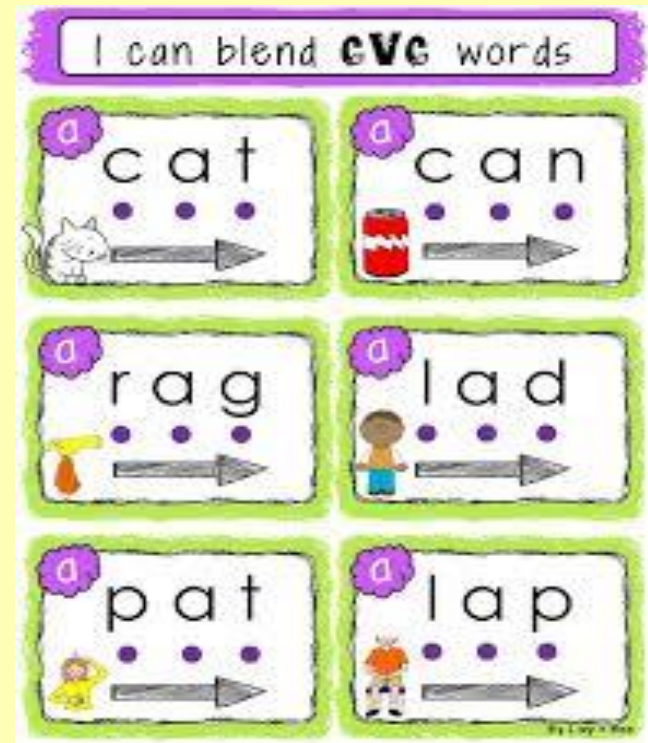
© Monster Phonics 2018  
Mooonstrevit  
Phonics  
monsterphonics.com

[www.letterjoin.co.uk](http://www.letterjoin.co.uk)

- 3) Blend the sounds together to read the words.

## Blending Words


sat    it    pat  
tap    pan    nip



s....a....t = sat

b.....oa....t = boat

- 1) lots of oral rehearsing.
- 2) pointing to sounds one by one. (read and see books)
- 3) physical jump to blend.
- 4) cutting up letters and blending
- 5) Real and nonsense words .



4) Segment  
sounds to write  
words







# Have a go at spelling words!

- Phonetically!



Name \_\_\_\_\_

Say the word, write the sounds you hear.

 <input type="text"/> <input type="text"/> <input type="text"/>	 <input type="text"/> <input type="text"/> <input type="text"/>
 <input type="text"/> <input type="text"/> <input type="text"/>	 <input type="text"/> <input type="text"/> <input type="text"/>
 <input type="text"/> <input type="text"/> <input type="text"/>	 <input type="text"/> <input type="text"/> <input type="text"/>

# 5) Tricky and High frequency words

### Tricky Words




PHASE 2

 we be me		my
he she	you	
 they	was her	
	are all	

Moonster Phonics  
monsterphonics.com

### Tricky Words








TERM 2

 we be me		my
he she	you	
 they	was her	
	are all	

Moonster Phonics  
monsterphonics.com

### Tricky Words



TERM 3

	do		like
so		out	
have		some	come
when		there	
		little	what
		were	said
		one	

Moonster Phonics  
monsterphonics.com

Decodable Words



TERM 1


 a an at if in it  
 off on can dad had him  
 back and get big   
 got up not  
 mum but put

  
 as is  
 his of

Decodable Words

TERM 2

will for that this   
 then them with 

look


  
 see

  
 too

  
 now  
 down

Decodable Words

TERM 3




 went it's from

children just help



## RESCUE RACE

Roll the dice and move that many spaces. If you can read the word you land on, you get to stay. If you can't then move back. First one to the planet wins!

 Finish	22 into	21 go	20 to	19 no	18 the
12 the	13 go	14 to	15 no	16 I	17 into
11 I	10 into	9 go	8 no	7 to	6 into
 Start	1 the	2 to	3 I	4 no	5 go

Phase 2




# How to help your child at home...

- Lots of colouring in – staying in the lines for good control (always check for the correct grip)
- Revise the sounds in the sounds book-don't give up!
- Hunt for sounds/letters in stories you read.
- Cut up words and play games with them.
- Hunt for sounds/letters in the environment (cars, shops, signs)
- Practice letter formation with paints, on a magna doodle, aqua doodle in sand, in mud with sticks, with paintbrushes and water, in rice/lentils.
- Read together!
- **Orally segment everything!!**



# How to help your child at home...



- Mr Thorne (youtube)
- Geraldine the Giraffe (youtube)
- Alphablocks (cbeebies)
- <https://www.letterjoin.co.uk/>
- <https://www.phonicsplay.co.uk/>
- <https://www.phonicsbloom.com>
- Bug Club



# Useful Resources




# DIY Games for home




# Phonic Homework

## Sent home each Friday




Name: \_\_\_\_\_

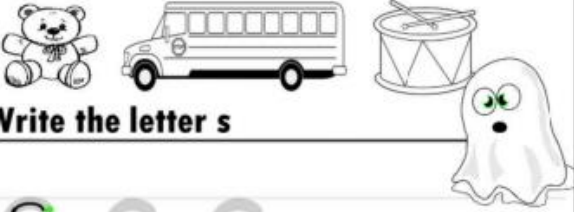
S s



**Colour the pictures that begin with the letter S**



**Circle the picture that ends with the letter S**



**Write the letter s**

S S S

© Monster Phonics 2018  
Moonster Phonics  
monsterphonics.com

1



I so go

no to into

the as is

and it in

# Reading Homework



- Once Reading is up and running in Reception, children will read twice a week -once with the class teacher and once with a TA.
- When they read with a teacher they will be assigned a book on Monster Phonics to read online. They will also bring home 2 choice books in their book bag.
- Please fill in reading diaries.
- **LITTLE AND OFTEN**

- Once this is up and running....on-line learning journal
- Personal log in
- Private
- Shared project between home and school
- Involve your child
- Part of our assessment



Finally . . . .

Thank you for listening

